



Thank you for visiting The Art Kit!

We hope you enjoy the printables!  
For even more coloring pages, printables, and activities for kids,  
please visit our blog at:  
[www.theartkitblog.com](http://www.theartkitblog.com)

We also have a shop packed full of fun learning activities:  
[www.etsy.com/shop/theartkit](http://www.etsy.com/shop/theartkit)

We'd love to have you join our newsletter for exclusive offers +  
lots of freebies.  
Sign up for our newsletter [here](#).

You can also find us on:

Facebook

Pinterest

YouTube

Instagram

Twitter

These printables are for personal use only.  
Please do not modify, give away, or sell our printables.



Hi, I'm Dana - mom to four little ones who love arts and crafts, imaginative play, baking, making messes, and having fun!

With an educational background in digital media design, I have enjoyed creating fun and educational printables for families since 2014.



Facebook: [www.facebook.com/theartkit](http://www.facebook.com/theartkit)

Instagram: [@theartkit](https://www.instagram.com/theartkit)

Blog: [www.theartkitblog.com](http://www.theartkitblog.com)

*This coupon is good for:*

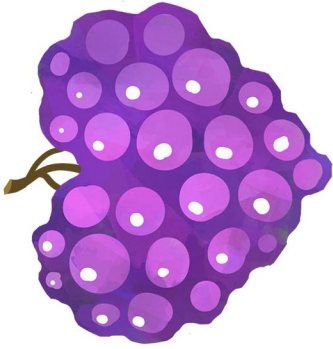
**20% OFF**

**The Art Kit's PDF collection**

**Enter coupon code: PRINTABLEFUN20 at checkout at:  
[www.theartkitblog.com/shop](http://www.theartkitblog.com/shop).**



Word Tracing Cards – laminate or put in dry erase pockets and trace words to practice spelling




grapes

The Art Kit



kiwi


The Art Kit



watermelon

The Art Kit

Word Tracing Cards – laminate or put in dry erase pockets and trace words to practice spelling




strawberry

The Art Kit



orange


The Art Kit



blueberry

The Art Kit

Word Tracing Cards – laminate or put in dry erase pockets and trace words to practice spelling




Apple

The Art Kit



Orange


The Art Kit



Apple


The Art Kit






lemon

The Art Kit



kiwi


The Art Kit



grapes

The Art Kit

**Roll and Cover:** Roll the die and cover the number with a pom pom or stone until all the numbers have been covered.



## One More One Less

Roll a die, write that number below the center cupcake and show it with counters above.  
Then write one less and one more on the appropriate cupcake.



One Less

\_\_\_\_\_

-----

\_\_\_\_\_



My Number

\_\_\_\_\_

-----

\_\_\_\_\_



One More

\_\_\_\_\_

-----

\_\_\_\_\_

The Art Kit